

FD50x Fiber-Optic Intrusion Detection System

Specification Sheet

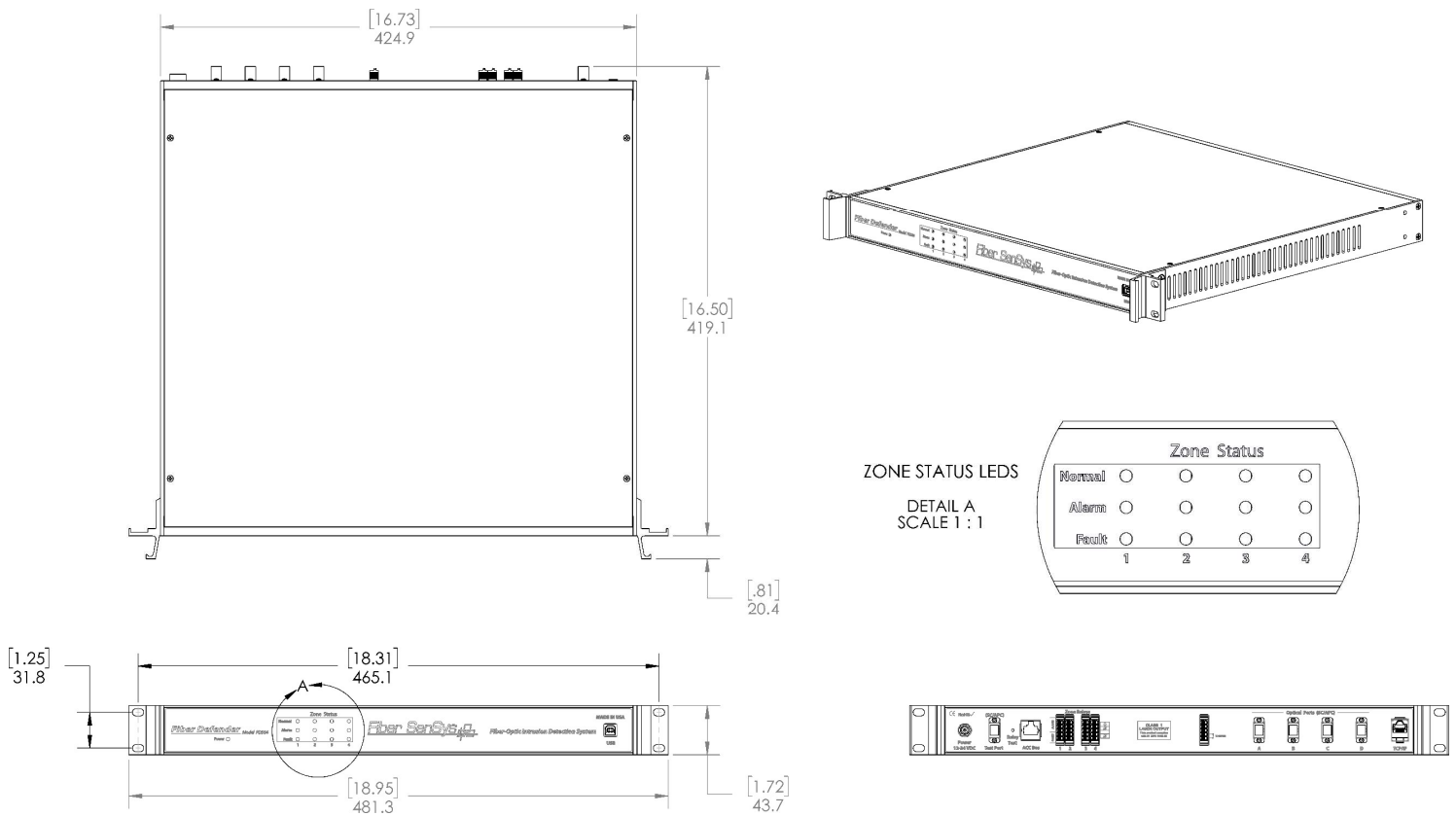
Designed to detect potential intruders attempting to breach a perimeter, the **FD504™/FD508™** Alarm Processing Unit (APU) is a 1-U rack-mounted module designed for standard 19-inch equipment racks. The **FD504/FD508** detects intruders using a fiber-optic sensor that is deployed on the perimeter. For fence-protected perimeters, the sensing fiber is installed on the fence inside specially designed UV-resistant polyethylene conduit. The sensing fiber can be deployed on a variety of barriers including chain link, decorative metal fences, and cement walls. The fiber-optic processor launches a coherent laser light down a specially designed fiber-optic sensor cable. The return light is then analyzed for disturbances caused by potential intruders who create vibrations on the protected perimeter. When the **FD504/FD508** detects intruders, it annunciates the alarm through relay contacts or an IP interface.



The **FD508** monitors up to eight different sensing fiber zones, and the **FD504** is a four-zone model. Each sensing fiber can be up to 800 meters (2,624 feet) in length for maximum perimeter protection.


Features	Applications
Remote APU deployment with insensitive lead-in cable capability	Electrical Substations
Nuisance alarm discrimination with built-in tuning software	Oil and Gas Facilities
Integration capability with head end / annunciator panels	Nuclear Power Plants
Immune to EMI, RFI, and lightning	Solar Power Generation Facilities
Environmental noise compensation	Military and Government Facilities
Linear, uniform sensitivity	Commercial Installations

Alarm Processor Unit Diagram



Notes:

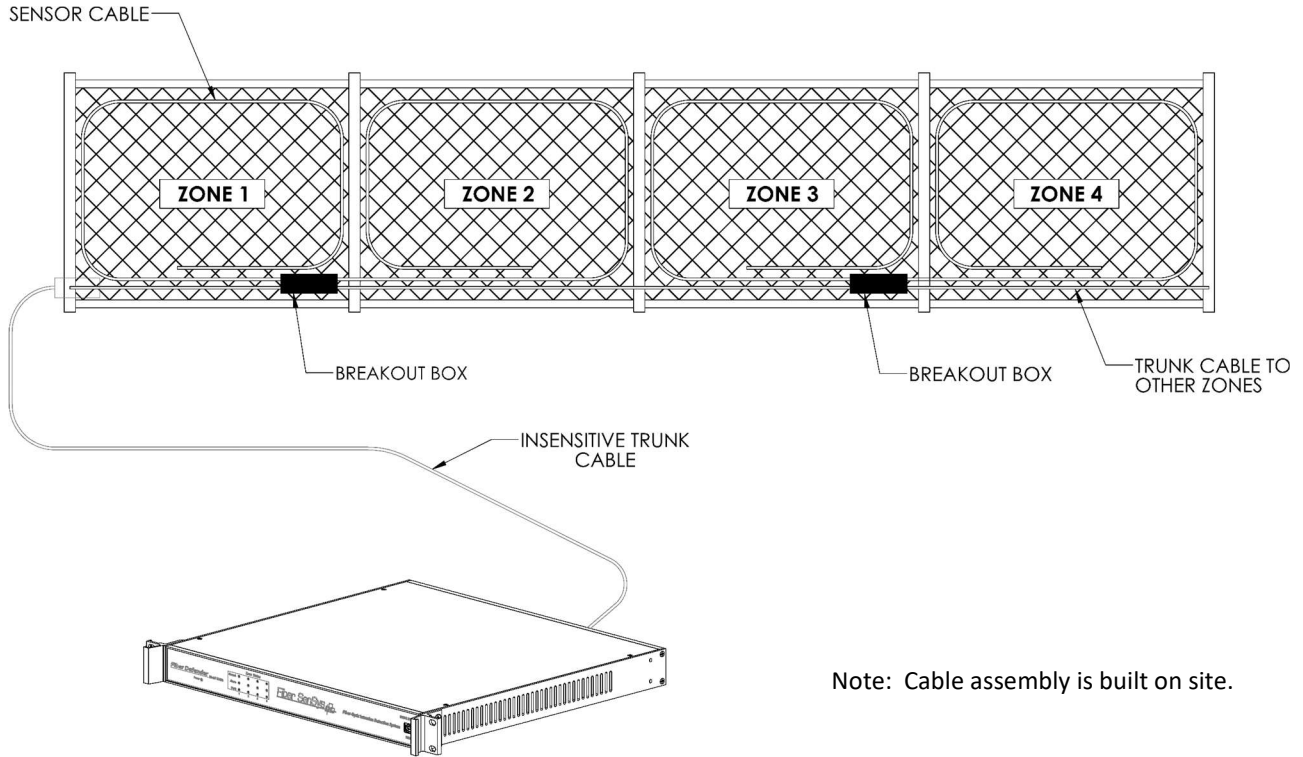
1. Allow 4 inches / 102mm minimum free space behind unit for cabling and removal of relay module plugs
2. Dimensions shown as [inches]/mm.



The **FD504/FD508** Alarm Processing Unit (APU) is compatible with all industry-leading head end systems.

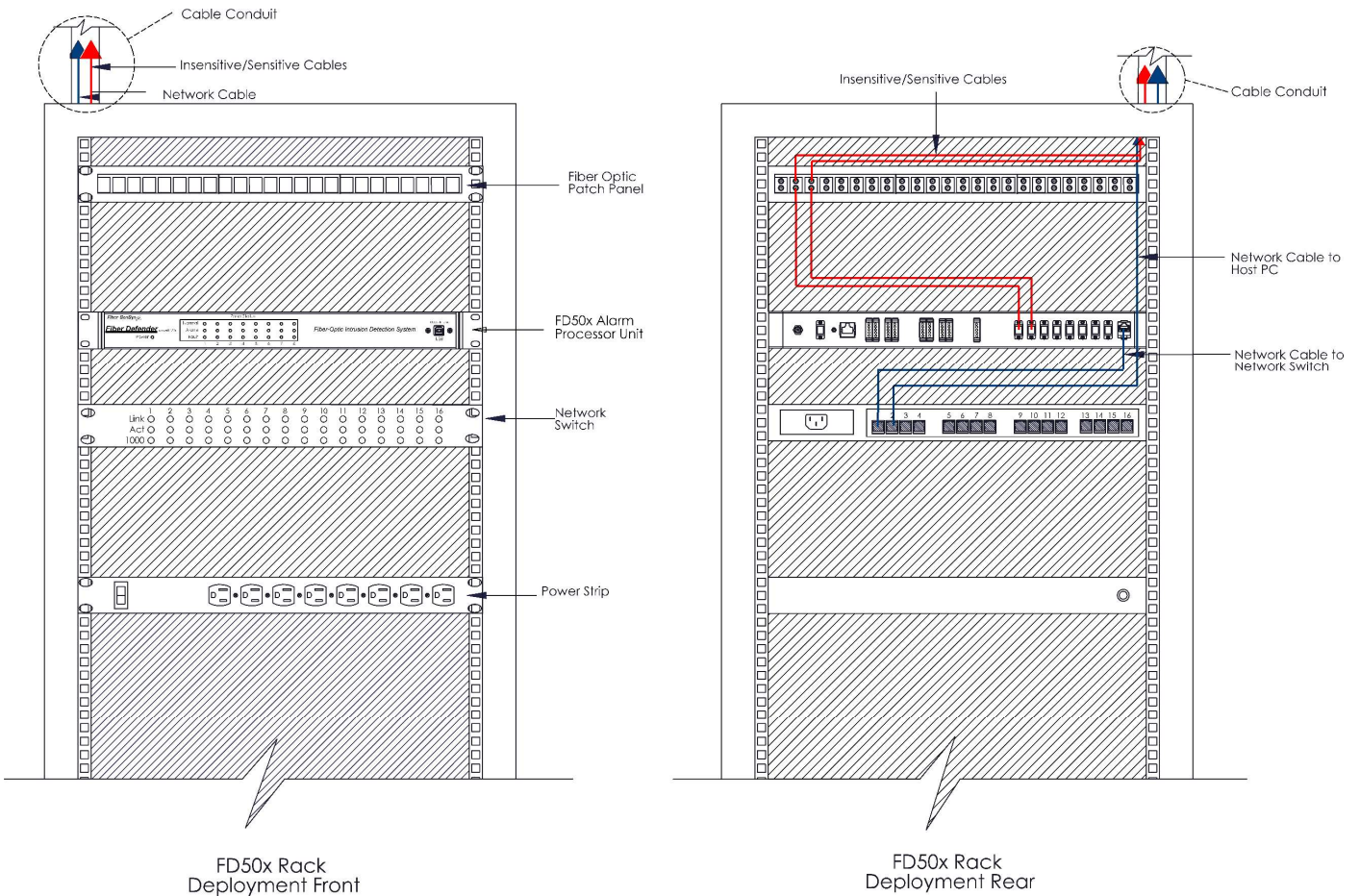
For specific design and applications of the **FD504** and **FD508**, please refer to application notes, available on the Fiber SenSys website or contact your territory representative.

Application Diagram



Note: Cable assembly is built on site.

Rack Assembly Diagram



FD50x Rack Deployment Front

FD50x Rack Deployment Rear

Product Specifications	
Application	Perimeter Fence
Sensor configuration	Fully independent zones, installed with a multi-fiber trunk cable and breakout boxes (assembled in the field)
Number of zones	FD504: Up to four (4) fully independent zones FD508: Up to eight (8) fully independent zones
Sensing fiber	Multimode fiber, custom manufactured to FSI specifications
Insensitive lead-in fiber	Single-mode fiber
Sensing Cable / Zone lengths ¹	<ul style="list-style-type: none"> For each zone, sensing fiber + insensitive lead-in cable \leq 5.8 km Sensing fiber length \leq 800 meters
Trunk cable	Outdoor-rated cable containing (minimum) one single-mode insensitive lead-in fiber for each zone
APU power requirements	12 -24 VDC input 19 watts power consumption (maximum)
Standard, external power supply	12 volt external power supply Maximum power output: 24 watts
Front-panel display	LED indicators for normal, fault, and alarm conditions for each zone
Communications	<ul style="list-style-type: none"> USB serial port for tuning and for assigning zones to optical ports TCP/IP port for alarm output and XML communication Individual dry contact alarm and fault relays for each zone
Relay contact ratings Alarm relay default ACC bus fault relay default Individual Zone Fault Relays Dry contact resistance	100 mA @ 24 V Normally open, or normally closed Normally closed Normally closed 7 Ω typical, 17 Ω max (Form A) 5 Ω typical, 17 Ω max (Form B)
Dimensions	Height: 4.5 cm (1.77 inch) - 1U Width: 42.5 cm (16.75 inch) Depth: 40.6 cm (16 inch); compatible with standard 19" rack
Operating temperature range Operating humidity range	0°C to 55°C 0 to 95% non-condensing
Regulatory Compliance	CE, FCC Part 15, RoHS

¹ Sensing fiber is available pre-installed into conduit (FSI product SC3-C) for directly attaching to the fence using stainless steel wire ties. The maximum length of pre-installed sensing fiber in conduit available is 800 meters.

For more information, contact us at
info@fibersensys.com
 Tel: +1(503) 692-4430
 Toll free (US) +1(888)736-7971

Fiber SenSys 
 High Performance - High Reliability - High Security